





For Your Green Bin

	EXAMPLES	HOW TO	EXCEPTIONS
<p>Mixed Paper</p> 	<ul style="list-style-type: none"> • Mail, envelopes (windows ok) • Magazines, catalogs • Phonebooks • Writing/ledger paper • Paperbacks • Paper bags • Greeting cards • Wrapping paper • Shredded paper • Fax paper • Computer paper 	<p>Place in green bin. All mixed paper and thin cardboard can be mixed together. Use paper bags for excess materials.</p>	<ul style="list-style-type: none"> • No paper towels, facial tissues, napkins • No cigarette packs • No candy wrappers • No waxed or plastic-coated paper • No wrapping tissue paper • No foil wrapping paper
<p>Thin Cardboard</p> 	<p>All thin cardboard</p> <ul style="list-style-type: none"> • Shoe boxes • Cereal boxes • Pasta boxes (window ok) • Toilet paper rolls • Gift boxes • Cake mix boxes • Toothpaste boxes • Tissue boxes • Paper egg cartons 	<p>Place in green bin with mixed paper, but throw away package plastic or wax liners.</p>	<ul style="list-style-type: none"> • No take-out or frozen food boxes • No soda or beer packaging • No soap or laundry detergent boxes • No boxes with silver or foil coatings • Nothing dirty, greasy or plastic-coated
<p>Newspapers</p> 	<ul style="list-style-type: none"> • All newspapers, ads and inserts 	<p>Set out in brown paper bags or tied with string.</p>	<ul style="list-style-type: none"> • Do not put in a plastic bag!
<p>Corrugated Cardboard</p> 	<p>Boxes and other corrugated cardboard (smooth on the outside, wavy in the middle).</p>	<p>Small boxes go right in bin. Flatten larger pieces, and if necessary cut down to be no larger than 3 feet long or wide. Tie bundles with string. Place next to bin.</p>	<ul style="list-style-type: none"> • No cardboard larger than 3 feet • No dirty or greasy cardboard • No pizza boxes

